
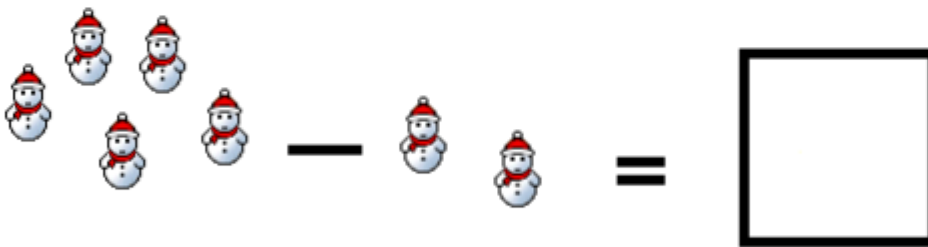


Rechnen mit Bildern/ Übungsblatt 22

Ziehe die Schneemänner voneinander ab und schreibe die richtigen Zahlen in die richtigen Kästchen!



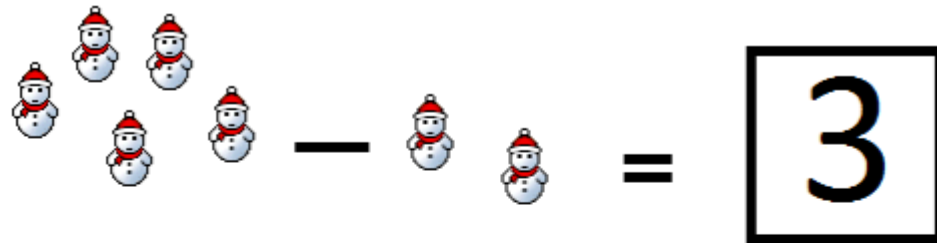
Lösungen:




Three snowmen with black hats and orange sticks for arms are shown on the left. A minus sign is in the middle, followed by two snowmen of the same type. An equals sign follows, and the number 1 is inside a square box on the right.



Two snowmen with black top hats and red scarves are shown on the left. A minus sign is in the middle, followed by one snowman of the same type. An equals sign follows, and the number 1 is inside a square box on the right.



Five snowmen with red hats and red scarves are shown on the left. A minus sign is in the middle, followed by two snowmen of the same type. An equals sign follows, and the number 3 is inside a square box on the right.



Three snowmen with green hats and blue scarves are shown on the left. A minus sign is in the middle, followed by one snowman of the same type. An equals sign follows, and the number 2 is inside a square box on the right.